

Final Auction Results

*T-4 Capacity Market Auction
2014*



Contents

Executive Summary 3

The Auction Clearing Price 4

The Aggregate Bidding Capacity of CMUs Awarded Capacity Agreements..... 6

The Total Forecast Cost of Capacity Agreements Awarded 8

The CMUs to which Capacity Agreements have been Awarded..... 8

The Duration of Agreements Awarded 9

Capacity that Exited the Auction above the Clearing Price 11

CMUs Removed by the Auctioneer 12

Appendix A – A Complete List of CMUs and their Statuses 15

Executive Summary

National Grid in its role as EMR Delivery Body is required by the Capacity Market Rules 2014 (Rule 5.10.6), unless instructed to the contrary pursuant to the Regulations, to publish the results of the Capacity Market Auction and to make these results public. This report discharges that obligation.

The T-4 Capacity Auction for delivery in 2018 concluded on 18th December 2014 at 1630 GMT.

This report is to be published 8 Working Days following the conclusion of the Capacity Market Auction, the "Auction Results Day", Friday 2nd January 2015.

The results of the 2014 T-4 Capacity Market Auction are as follows, where all prices are in 2012 prices and any capacity figure refers to de-rated capacity, unless otherwise stated.

- a) The Clearing Price is: **£ 19.40 / kW / year**
- b) The Aggregate Bidding Capacity of Capacity Market Units awarded Capacity Agreements is: **49,258.938 MW**
- c) The total forecast cost of Capacity Agreements awarded (being the product of the Clearing Price and the Aggregate Bidding Capacity of Capacity Agreements awarded) is: **£ 955,623,397.20**
- d) The CMUs to which a Capacity Agreement has been awarded are included in Appendix A.
- e) The Duration of the Capacity Agreement awarded to each CMU is included in Appendix A.

The results of the Capacity Auction have been added to the Capacity Market Register, available at www.emrdeliverybody.com.

The remainder of this report gives further detail on the Capacity Market Auction Clearing, how the Clearing Price was reached and what makes up the capacity that has been procured.

The Auction Clearing Price

The Clearing Price is: **£ 19.40 / kW / year** (2012 prices)

The 2014 T-4 Auction Cleared in Bidding Round 12 on the 18th December, at 1630 GMT.

The Auction did not clear with an exact match of Offered Capacity and target capacity ("Clearing Capacity") and so the Net Welfare Algorithm was used to determine clearing.

Two CMUs submitted an Exit Bid at the same Exit Price (£19.60). These CMUs differed in their capacity and consequently, duration and random numbers were not used to determine which of the CMUs is the marginal unit. The larger CMU is ranked ahead of the smaller.

Figure 1 shows the Demand Curve and the supply curve. The supply curve is found by cumulatively adding the Bidding Capacities of CMUs, according to their Exit Ranking. The supply curve meets the Demand Curve at a Price of £19.60 / kW.

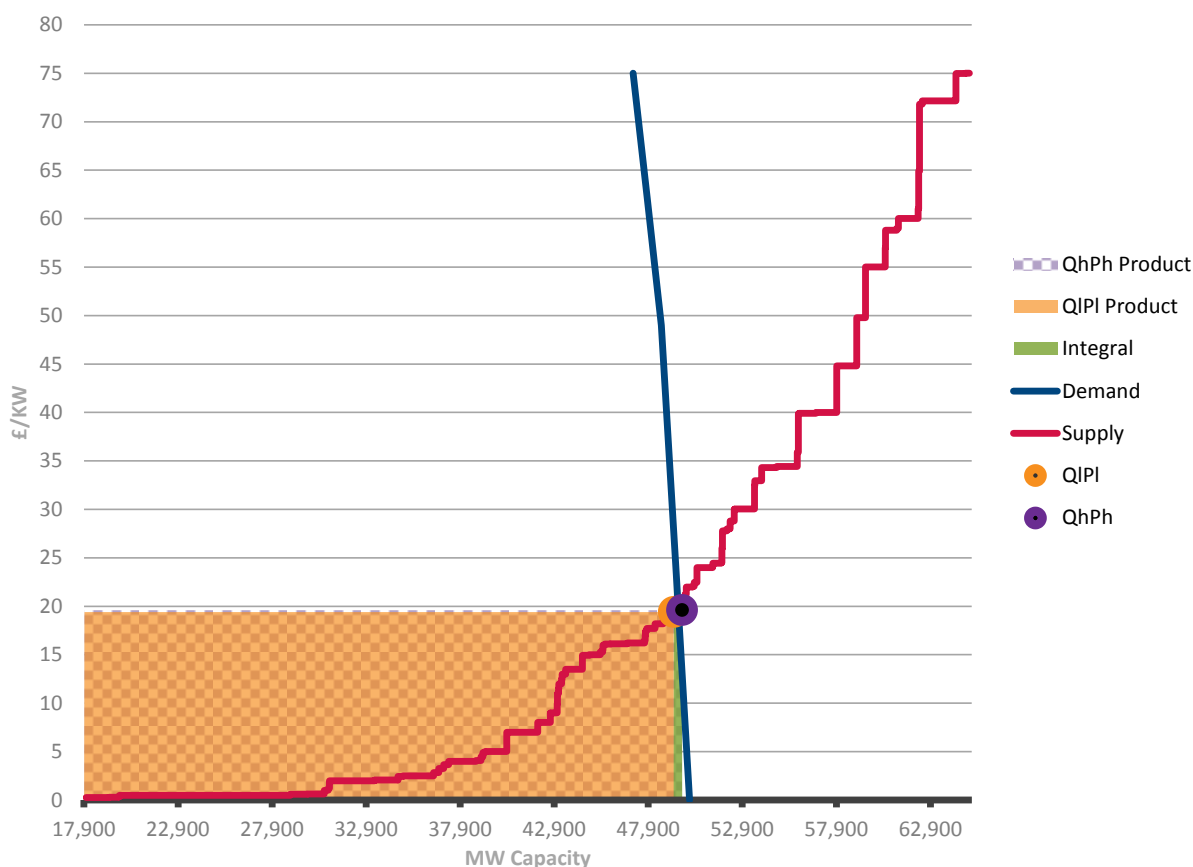


Figure 1: The Supply Curve

The Points (Qh, Ph) and (Ql, Pl) are marked on Figures 1 and 2. These are the two possible quantity-price pairs which are evaluated by the Net Welfare Algorithm. The 'high' pair (subscript 'h') includes the capacity of the marginal CMU while the low case (subscript 'l') excludes this capacity.

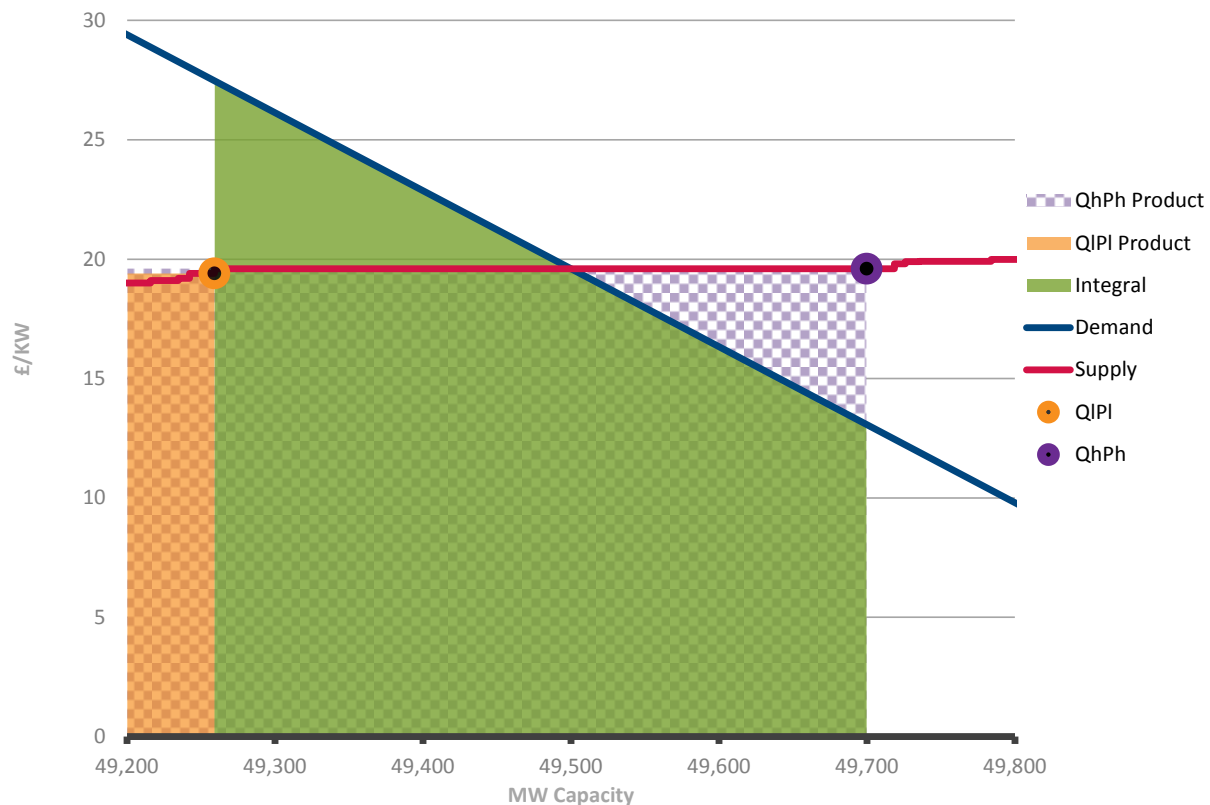


Figure 2: The Net Welfare Algorithm applied to the Marginal Unit

The Net Welfare Algorithm evaluates the integral specified in Capacity Market Rule 5.9.6 to determine whether to include the marginal unit. The algorithm subtracts the additional cost of procuring the marginal unit (the blue checked area less the orange shaded area in the figures above) from the welfare gained by procuring the marginal unit (the green shaded area). If the result is positive i.e. the welfare gained by procuring the additional unit outweighs the cost, the unit is included, and the Clearing Price is set to the Exit Bid Price of that unit.

The result of the Net Welfare Algorithm was negative and the marginal unit has not been procured.

The Auction Cleared with PI = £19.40 /kW, QI = 49,258.938 MW.

The Aggregate Bidding Capacity of CMUs Awarded Capacity Agreements

The Aggregate Bidding Capacity of CMUs awarded Capacity Agreements is: **49,258.938 MW**

A total of 64,969.341 MW entered the Auction, of which 75.82 % received Capacity Agreements for delivery in 2018/19.




Figure 3: 76% of the Capacity Entering the Auction Received Agreements

Figure 4 and Table 1 shows the breakdown of the Total Awarded Capacity Agreements by CMU Type.

A mixture of new and existing Capacity was procured. 9,836.023 MW of the volume of Capacity Agreements awarded is for new or refurbishing capacity. This is the sum of the capacity of CMUs that have been awarded agreements that are Refurbishing, Unproven DSR or New Build Generating CMUs. This excludes CMUs which have only been awarded a Capacity Agreement for their Pre-Refurbishment component.

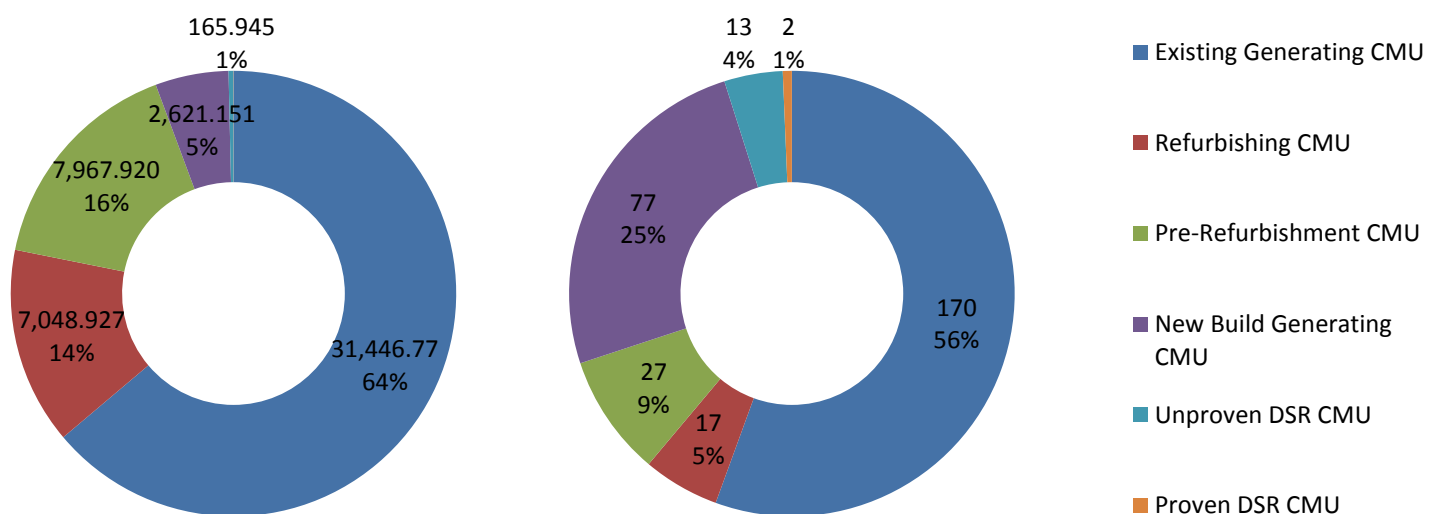


Figure 4: Breakdown of Awarded Capacity by CMU Type

	Capacity (MW)	Capacity (%)	Number of CMUs	Number of CMUs (%)
Existing Generating CMU	31,446.770	63.84	170 ¹	55.56
Refurbishing CMU	7,048.927	14.31	17	5.56
Pre-Refurbishment CMU	7,967.920	16.18	27 ¹	8.82
New Build Generating CMU	2,621.151	5.32	77	25.16
Unproven DSR CMU	165.945	0.34	13	4.25
Proven DSR CMU	8.225	0.02	2	0.65

Table 1: Breakdown of Awarded Capacity by CMU Classification

Figure 5 shows the breakdown of CMUs awarded Capacity Agreements by Technology Type.

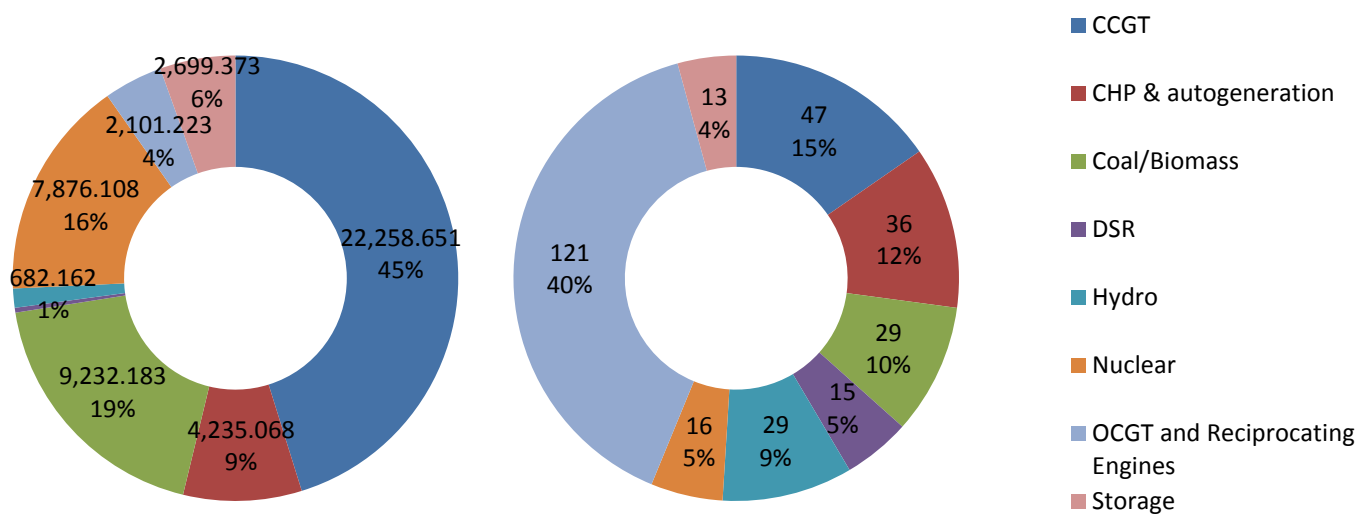


Figure 5: Capacity Awarded by Technology Type

The majority of the Capacity Agreements awarded, by capacity, are to Combined Cycle Gas Turbine (CCGT) plants.

¹ 15 Refurbishing CMUs with Capacity totalling 2119.236 MW opted to enter the auction with only their Pre-Refurbishing components. These were treated as Existing Generating CMUs by the IT Auction System. These are listed here and on the Capacity Market Register as Refurbishing CMUs, in their Pre-Refurbishment state.

	Capacity (MW)	Capacity (%)	Number of CMUs	Number of CMUs (%)
CCGT	22,258.651	45.19	47	15.36
CHP & autogeneration	4,235.068	8.60	36	11.76
Coal/Biomass	9,232.183	18.74	29	9.48
DSR	174.170	0.35	15	4.90
Hydro	682.162	1.38	29	9.48
Nuclear	7,876.108	15.99	16	5.23
OCGT and Reciprocating Engines	2,101.223	4.27	121	39.54
Storage	2,699.373	5.48	13	4.25

Table 2: Breakdown of Awarded Capacity by CMU Type

The Total Forecast Cost of Capacity Agreements Awarded

The total forecast cost of Capacity Agreements Awarded is: **£ 955,623,397.20**

This cost is the product of the Aggregate Bidding Capacity of CMUs awarded Capacity Agreements and the Clearing Price.

This cost is in 2012 prices and applies to the Delivery Year 2018/19. Payments made to Capacity Providers will be indexed according to the methodology stated in the Electricity Capacity Regulations Schedule 1(3).

The CMUs to which Capacity Agreements have been Awarded

A List of the CMUs and their status has been included in Appendix A. In total there are 306 CMUs that have been awarded Capacity Agreements, from 46 Bidding Companies.

The Duration of Agreements Awarded

The duration of the Capacity Agreement received for each CMU is listed in Appendix A.

76.47% of CMUs that received Capacity Agreements were for a duration of 1 Year. 2.61 % of CMUs received 3 Year agreements whilst 19.28 % received 15 year Capacity Agreements. Five CMUs selected an obligation period of 14 years ahead of the Auction and have received 14 Year Capacity Agreements.

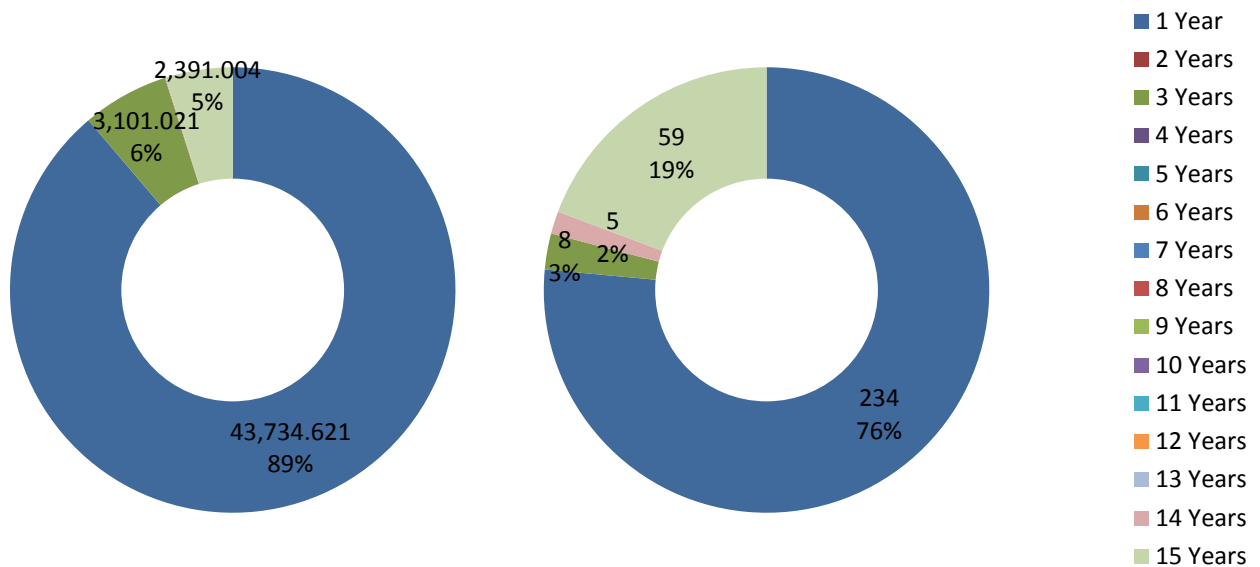


Figure 6: Duration of Capacity Agreement by Capacity

	Capacity (MW)	Capacity (%)	Number of CMUs	Number of CMUs (%)
1 Year	43,734.621	88.79	234	76.47
2 Years	0.000	0.00	0	0.00
3 Years	3,101.021	6.30	8	2.61
4 Years	0.000	0.00	0	0.00
5 Years	0.000	0.00	0	0.00
6 Years	0.000	0.00	0	0.00
7 Years	0.000	0.00	0	0.00
8 Years	0.000	0.00	0	0.00
9 Years	0.000	0.00	0	0.00
10 Years	0.000	0.00	0	0.00
11 Years	0.000	0.00	0	0.00
12 Years	0.000	0.00	0	0.00
13 Years	0.000	0.00	0	0.00
14 Years	32.292	0.07	5	1.63
15 Years	2,391.004	4.85	59	19.28

Table 3: Breakdown of Awarded Capacity by Duration

Final Auction Results

Capacity Agreements with duration of more than one year provide capacity in additional Delivery Years to 2018/19. The volume of Capacity Agreements awarded in the 2014 T-4 Capacity Market Auction for Delivery Years 2018/19 – 2032/33 are shown in Figure 7 and Table 4.

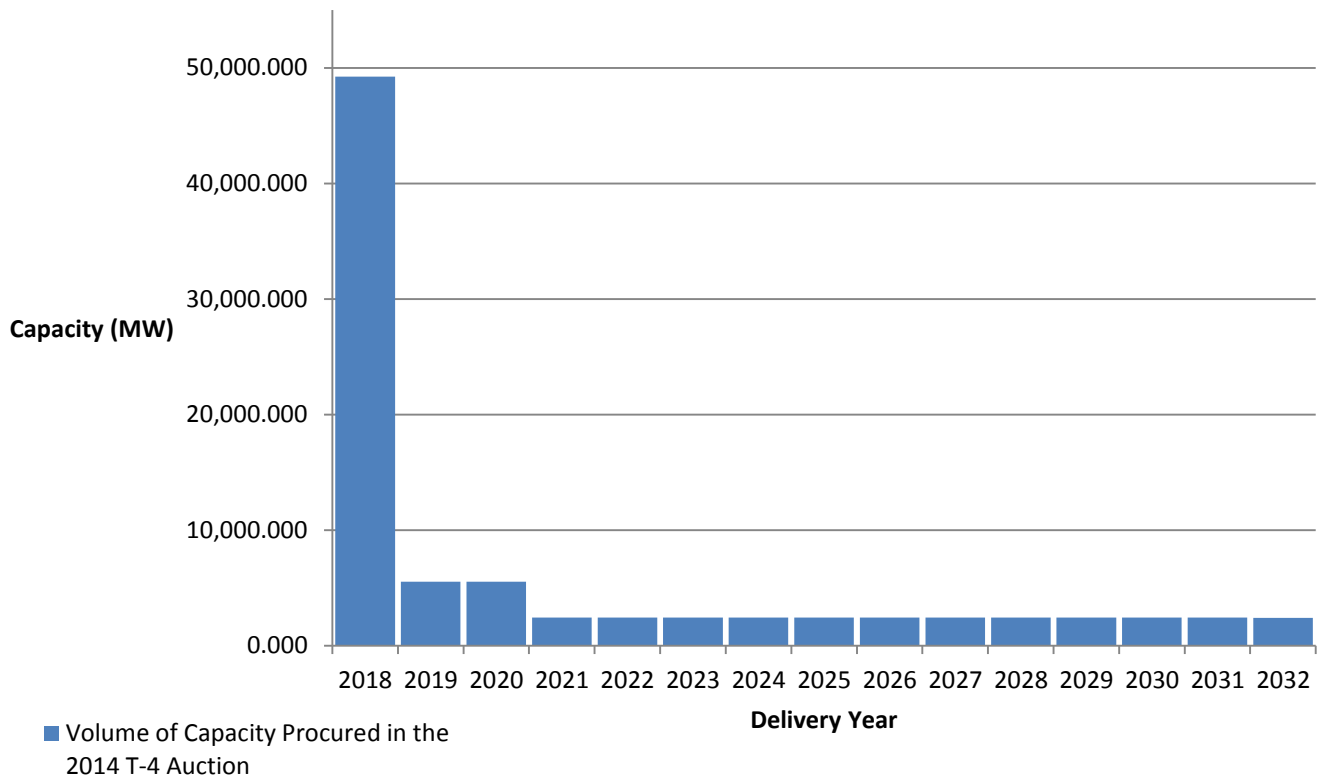


Figure 7: Volume of Capacity Procured by Delivery Year

Delivery Year	Volume of Capacity Procured in the 2014 T-4 Auction
2018	49,258.938
2019	5,524.317
2020	5,524.317
2021	2,423.296
2022	2,423.296
2023	2,423.296
2024	2,423.296
2025	2,423.296
2026	2,423.296
2027	2,423.296
2028	2,423.296
2029	2,423.296
2030	2,423.296
2031	2,423.296
2032	2,391.004

Table 4: Capacity Procured by Delivery Year

Capacity that Exited the Auction above the Clearing Price

A total of 15,710.403 MW exited the auction above the clearing price. This Capacity is broken down by CMU Classification and Technology Type in Figures 8 and 9 below.

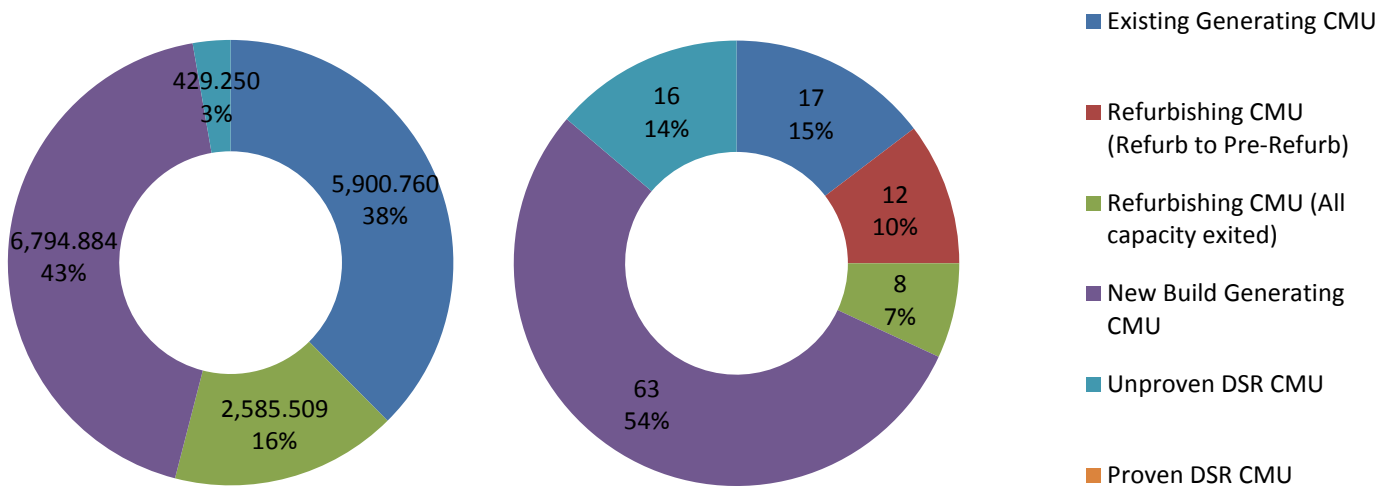


Figure 8: Capacity that exited the Auction above the Clearing Price

	Capacity (MW)	Capacity (%)	Number of CMUs	Number of CMUs (%)
Existing Generating CMU	5,900.760	37.56	17	14.66
Refurbishing CMU (Refurb to Pre-Refurb)	0.000	0.00	12 ²	10.34
Refurbishing CMU (All capacity exited)	2,585.509	16.46	8	6.90
New Build Generating CMU	6,794.884	43.25	63	54.31
Unproven DSR CMU	429.250	2.73	16	13.79
Proven DSR CMU	0.000	0.00	0	0.00

Table 5: Capacity Exited by CMU Classification

New Build Generating CMUs make up the largest group of Capacity that Exited the Auction by Classification.

² 12 CMUs submitted Duration Bid Amendments (DBAs) to move to the Pre-Refurbishment state above the Clearing Price. However, the Pre-Refurbishment Capacity of these CMUs is equal to their Post-Refurbishment Capacity, and as such 0 MW of capacity exited from these CMUs.

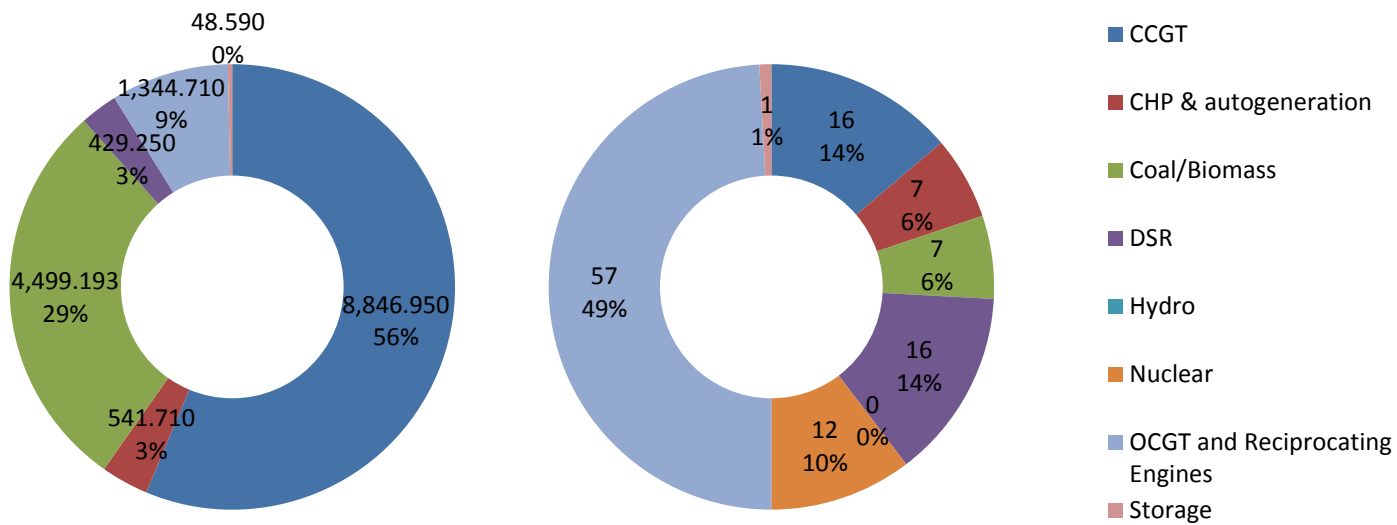


Figure 9: Capacity that exited the auction above the Clearing Price by Technology Type

	Capacity (MW)	Capacity (%)	Number of CMUs	Number of CMUs (%)	Capacity Exited as a proportion of Capacity Entering the Auction (%)
CCGT	8,846.950	56.31	16	13.79	28.44
CHP & autogeneration	541.710	3.45	7	6.03	11.34
Coal/Biomass	4,499.193	28.64	7	6.03	32.77
DSR	429.250	2.73	16	13.79	71.14
Hydro	0.000	0.00	0	0.00	0.00
Nuclear	0.000	0.00	12 ²	10.34	0.00
OCGT and Reciprocating Engines	1,344.710	8.56	57	49.14	39.02
Storage	48.590	0.31	1	0.86	1.77

Table 6: Capacity Exited by CMU Type

The technology class that exited the highest proportion of the volume entering the auction, 71%, was DSR. The Technology Type exiting the largest overall volume of capacity from the auction was CCGT plant (8,847 MW).

CMUs Removed by the Auctioneer

The Prequalification decision for one CMU (BACITI) was changed to “Rejected” after the Capacity Market IT Auction System was populated with data that had been checked by the Bidders. To avoid the need for all Bidders to re-check their data and prevent loss of any customisation of the system, this CMU was exited at the Price Cap rather than removed from the IT Auction System.

Bidding Company	CMU ID	Reason for Removal
SDCL EE Co (UK) LLP	BACITI	CMU Prequalification Status was updated to “Rejected” after the auction system data was populated.

Pursuant to an Ofgem enforcement decision, the Prequalification statuses of several CMUs were updated to “Not Prequalified” after the IT Auction System data was populated. As such, under Capacity Market Rule 5.3.3 the Auctioneer is required to submit an Exit Bid at the Price Cap for any CMUs where the Auctioneer becomes aware that the CMU should be disqualified.

In Round 1, the Auctioneer exited 11 such CMUs at the Price Cap. These totalled 183 MW of Capacity. The CMUs and the reasons for their disqualification are listed below.

As these Exit Bids took effect well above the Price Cap of the Clearing Round, no other Bidding CMU was denied a Capacity Agreement by the removed unit’s inclusion at the beginning of the Auction.

Bidding Company	CMU ID	Reason for Disqualification
UK Capacity Reserve Ltd	UKCR01	Pursuant to an Ofgem enforcement decision the Prequalification status of this CMU was updated to “Not Prequalified” after the auction system data was populated.
UK Capacity Reserve Ltd	UKCR17	Pursuant to an Ofgem enforcement decision the Prequalification status of this CMU was updated to “Not Prequalified” after the auction system data was populated.
UK Capacity Reserve Ltd	UKCR30	Pursuant to an Ofgem enforcement decision the Prequalification status of this CMU was updated to “Not Prequalified” after the auction system data was populated.
UK Capacity Reserve Ltd	UKCR33	Pursuant to an Ofgem enforcement decision the Prequalification status of this CMU was updated to “Not Prequalified” after the auction system data was populated.
UK Capacity Reserve Ltd	UKCR39	Pursuant to an Ofgem enforcement decision the Prequalification status of this CMU was updated to “Not Prequalified” after the auction system data was populated.
UK Capacity Reserve Ltd	UKCR49	Pursuant to an Ofgem enforcement decision the Prequalification status of this CMU was updated to “Not Prequalified” after the auction system data was populated.
UK Capacity Reserve Ltd	UKCR51	Pursuant to an Ofgem enforcement decision the Prequalification status of this CMU was updated to “Not Prequalified” after the auction system data was populated.
UK Capacity Reserve Ltd	UKCR66	Pursuant to an Ofgem enforcement decision the Prequalification status of this CMU was updated to “Not Prequalified” after the auction system data was populated.
UK Capacity Reserve Ltd	UKCR83	Pursuant to an Ofgem enforcement decision the Prequalification status of this CMU was updated to “Not Prequalified” after the auction system data was populated.
UK Capacity Reserve Ltd	UKCR87	Pursuant to an Ofgem enforcement decision the Prequalification status of this CMU was updated to “Not

Final Auction Results

		Prequalified” after the auction system data was populated.
UK Capacity Reserve Ltd	UKCR93	Pursuant to an Ofgem enforcement decision the Prequalification status of this CMU was updated to “Not Prequalified” after the auction system data was populated.

Appendix A – A Complete List of CMUs and their Statuses

Note: Where a Capacity Agreement has been awarded the Capacity and duration are the Capacity and duration awarded. Where no Capacity Agreement has been awarded, the Capacity is the Capacity of the CMU at the Auction Price Cap.

Where the “Applicant Companies” have been created in the same application and share the same Main Administrator, they have been given the option to aggregate into Bidding Companies. The Results on the Capacity Market Register are listed by Applicant Company, rather than by the aggregated “Bidding Company”.

Bidding Company Applicant Company CMU ID	CMU Name	Agreement Awarded?	CMU Classification	Capacity (MW)	Duaration (Years)
ADD Renewables Ltd					
BB_CMU	Bootle and Barnsley CMU	No	New Build Generating CMU	4.21	-
Aggreko UK Ltd					
Aggr15	Aggreko UK Ltd	No	New Build Generating CMU	5.999	-
Alkane Group					
Alkane Energy UK Limited					
AUKAN1	Bevercotes 2 & Newmarket 2	No	New Build Generating CMU	3.998	-
AUKAN2	Bilsthorpe 2	Yes	New Build Generating CMU	2.714	15
AUKAN3	Wheldale 2	Yes	New Build Generating CMU	2.368	15
AUKAN4	Whitwell 2	Yes	New Build Generating CMU	3.74	15
AUKAN5	Calverton 2 & Florence 2 & Gedling 2	Yes	New Build Generating CMU	4.79	15
AUKNN1	Kirkby 1	Yes	New Build Generating CMU	5.62	15
AUKNN2	Brickershaw 1	Yes	New Build Generating	2.92	15

Final Auction Results

			CMU		
AUKNN3	Goldbourne 1	Yes	New Build Generating CMU	2.92	15
AUKNN4	Markham Main 1	Yes	New Build Generating CMU	4.38	15
AUKNN5	Clipstone 1 & Parkside 1	Yes	New Build Generating CMU	10.82	15
AUKPR1	Shirebrook 1	Yes	Existing Generating CMU	7.505	1
AUKPR2	Toray 1 & Markham 1	Yes	Existing Generating CMU	2.983	1
AUKPR3	Wheldale 1	Yes	Existing Generating CMU	5.963	1
Darent Power Limited					
ADPPR1	Darent 1	Yes	Existing Generating CMU	11.835	1
Regent Park Energy Limited					
ARPNN1	Brodsworth 2 & Askern 2	Yes	New Build Generating CMU	5.61	15
ARPPR1	Hem Heath 1 & Manvers 1	Yes	Existing Generating CMU	4.278	1
ARPPR2	Houghton Main 1	Yes	Existing Generating CMU	4.29	1
ARPPR3	Grimethorpe 1	Yes	Existing Generating CMU	4.94	1
ARPPR4	Hickleton 1	Yes	Existing Generating CMU	3.813	1
Rhymney Power Limited					
ARYPR1	Rhymney 1	Yes	Existing Generating CMU	9.52	1
Aylesford Newsprint Ltd					
ANLFPP	Aylesford Newsprint DSR - FPP	Yes	Unproven DSR CMU	3.588	1
British Sugar plc					

Final Auction Results

BSBURY	Bury St Edmunds CHP	Yes	Existing Generating CMU	52.902	1
Buxton Power Limited					
BUXTON	Buxton Power Limited	No	New Build Generating CMU	16	-
Carrington Power Limited					
CARR-1	Carrington_1	No	New Build Generating CMU	400.4	-
CARR-2	Carrington_2	No	New Build Generating CMU	400.4	-
Centrica Group					
Centrica Barry Limited					
EBRYP1	E_BRYP-1	No	Refurbishing CMU	220	-
Centrica Brigg Limited					
EBRGG1	E_BRGG-1	No	Existing Generating CMU	142.804	-
Centrica KL Limited					
KLYNA1	E_KLYN-A-1	No	New Build Generating CMU	325.6	-
Centrica KPS Limited					
KILNS1	T_KILNS-1	No	Existing Generating CMU	598.4	-
Centrica Langage Limited					
TLAGA1	T_LAGA-1	Yes	Existing Generating CMU	796.4	1
Centrica PB Limited					
PETEM1	E_PETEM1	No	Existing Generating CMU	230.701	-
Centrica SHB Limited					
TSHBA1	T_SHBA-1	Yes	Existing Generating CMU	721.6	1
TSHBA2	T_SHBA-2	Yes	Existing Generating CMU	510.4	1

Final Auction Results

Clean Energy & Infrastructure UK Power Ventures Li

UKPV02	Greystone Clean Energy Centre	No	New Build Generating CMU	87.993	-
--------	-------------------------------	----	--------------------------	--------	---

Corby Power Limited

CORB-1	Corby_1	No	Existing Generating CMU	358.16	-
--------	---------	----	-------------------------	--------	---

Dafen Reserve Power Limited

DRPL01	Dafen Reserve Power	No	New Build Generating CMU	9.361	-
--------	---------------------	----	--------------------------	-------	---

Danish Power Service

dpsdps	Danish Power Service	No	New Build Generating CMU	55.08	-
--------	----------------------	----	--------------------------	-------	---

Drax Power Limited

DRAX05	DRAX05	Yes	Existing Generating CMU	565.278	1
DRAX6G	DRAX6G	Yes	Existing Generating CMU	655.144	1

E Power Solutions Limited

BAIRD1	E Power Solutions Limited	Yes	New Build Generating CMU	2.7	15
--------	---------------------------	-----	--------------------------	-----	----

E.ON Group

E.ON UK Cogeneration Ltd

BRDCHP	BRAD	Yes	Existing Generating CMU	2.059	1
CAST01	CAST	Yes	Existing Generating CMU	43.999	1
SAND01	SAND	Yes	Existing Generating CMU	43.999	1
THRN01	THORN	Yes	Existing Generating	44	1

Final Auction Results

CMU					
E.ON UK plc					
CDCL01	CDCL	Yes	Existing Generating CMU	347.266	1
CNQPS1	CNQPS1	Yes	Existing Generating CMU	296.271	1
CNQPS2	CNQPS2	Yes	Existing Generating CMU	295.865	1
CNQPS3	CNQPS3	Yes	Existing Generating CMU	297.158	1
CNQPS4	CNQPS4	Yes	Existing Generating CMU	305.585	1
EECL01	EECL	Yes	Existing Generating CMU	357.561	1
GRAGT1	GRGT1	Yes	Existing Generating CMU	26.679	1
GRAGT4	GRGT4	Yes	Existing Generating CMU	25.743	1
GRAI06	GRAI6	Yes	Existing Generating CMU	405.54	1
GRAI07	GRAI7	Yes	Existing Generating CMU	408.54	1
GRAI08	GRAI8	Yes	Existing Generating CMU	406.44	1
KILPG1	KILH1	No	Existing Generating CMU	403.46	-
KILPG2	KILH2	No	Existing Generating CMU	398.372	-
RATGT2	RAGT2	Yes	Existing Generating CMU	15.914	1
RATGT4	RAGT4	Yes	Existing Generating CMU	15.914	1
RATS01	RATS1	Yes	Refurbishing CMU	451.346	1
RATS02	RATS2	Yes	Refurbishing CMU	451.346	1
RATS03	RATS3	Yes	Refurbishing	451.346	1

Final Auction Results

RATS04	RATS4	Yes	CMU Refurbishing CMU	451.346	1
TAYL02	TAYL2	Yes	Existing Generating CMU	65.218	1
TAYL03	TAYL3	Yes	Existing Generating CMU	61.784	1

EDF Group

EDF Energy Nuclear Generation Limited

DNGB21	Dungeness B Power Station CMU 21	Yes	Refurbishing CMU	468.806	1
DNGB22	Dungeness B Power Station CMU 22	Yes	Refurbishing CMU	478.573	1
HEYM11	Heysham 1 Power Station CMU 1	Yes	Refurbishing ³ CMU	501.362	1
HEYM12	Heysham 1 Power Station CMU 2	Yes	Refurbishing ³ CMU	494.037	1
HEYM27	Heysham 2 Power Station CMU 7	Yes	Refurbishing CMU	546.941	1
HEYM28	Heysham 2 Power Station CMU 8	Yes	Refurbishing CMU	546.941	1
HINB-7	Hinkley Point B Power Station CMU 7	Yes	Refurbishing CMU	434.623	1
HINB-8	Hinkley Point B Power Station CMU 8	Yes	Refurbishing CMU	429.739	1
HRTL-1	Hartlepool Power Station CMU 1	Yes	Refurbishing ³ CMU	518.454	1
HRTL-2	Hartlepool Power Station CMU 2	Yes	Refurbishing ³ CMU	513.571	1
HUNB-7	Hunterston B Power Station CMU 7	Yes	Refurbishing CMU	437.878	1
HUNB-8	Hunterston B Power Station CMU 8	Yes	Refurbishing CMU	439.506	1
SIZB-1	Sizewell B Power Station CMU 1	Yes	Refurbishing CMU	510.315	1
SIZB-2	Sizewell B Power Station CMU 2	Yes	Refurbishing CMU	510.315	1
TORN-1	Torness Power Station CMU 1	Yes	Refurbishing CMU	519.268	1
TORN-2	Torness Power Station CMU 2	Yes	Refurbishing CMU	525.779	1

³ CMU Pre-qualified as a Refurbishing CMU but chose only to enter the Pre-Refurbishment component of the CMU into the Auction. The CMU was treated by the IT Auction System as an Existing Generating CMU.

Final Auction Results

EDF Energy plc					
COTPS1	Cottam Power Station CMU 1	Yes	Refurbishing CMU	435.571	3
COTPS2	Cottam Power Station CMU 2	Yes	Refurbishing CMU	444.335	3
COTPS3	Cottam Power Station CMU 3	Yes	Refurbishing CMU	444.335	3
COTPS4	Cottam Power Station CMU 4	Yes	Refurbishing CMU	435.571	3
WBUGT1	West Burton A Power Station Gas Turbine CMU 1	Yes	Existing Generating CMU	18.722	1
WBUGT4	West Burton A Power Station Gas Turbine CMU 4	Yes	Existing Generating CMU	18.722	1
WBUPS1	West Burton A Power Station CMU 1	Yes	Refurbishing CMU	440.829	3
WBUPS2	West Burton A Power Station CMU 2	Yes	Refurbishing CMU	440.829	3
WBUPS3	West Burton A Power Station CMU 3	No	Refurbishing CMU	440.829	-
WBUPS4	West Burton A Power Station CMU 4	Yes	Refurbishing CMU	440.829	3
WBURB1	West Burton B Power Station CMU 1	Yes	Existing Generating CMU	392.421	1
WBURB2	West Burton B Power Station CMU 2	Yes	Existing Generating CMU	404.694	1
WBURB3	West Burton B Power Station CMU 3	Yes	Existing Generating CMU	396.956	1
Eggborough Power Limited					
EGG012	Eggborough Units 1&2	No	Refurbishing CMU	920.22	-
EGG034	Eggborough Units 3&4	No	Refurbishing CMU	920.22	-
EnerNOC UK Limited					
ECMU01	ECMU01	No	Unproven DSR CMU	25	-
ECMU02	ECMU02	No	Unproven DSR CMU	25	-
ECMU03	ECMU03	No	Unproven DSR CMU	25	-

Final Auction Results

ECMU04	ECMU04	No	Unproven DSR CMU	25	-
ECMU05	ECMU05	No	Unproven DSR CMU	25	-
ECMU06	ECMU06	No	Unproven DSR CMU	25	-
ECMU07	ECMU07	No	Unproven DSR CMU	44.85	-
ECMU08	ECMU08	No	Unproven DSR CMU	25	-
ECMU09	ECMU09	No	Unproven DSR CMU	10	-
ECMU10	ECMU10	No	Unproven DSR CMU	10	-
ECMU11	ECMU11	No	Unproven DSR CMU	5	-
ECMU12	ECMU12	No	Unproven DSR CMU	5	-
Esso Petroleum Company Limited					
EPCMU3	EPCo Fawley CMU	Yes	Existing Generating CMU	201.296	1
FCC Group					
FCC Buckinghamshire Ltd					
BUCK01	FCC Buckinghamshire Ltd	Yes	New Build Generating CMU	23.838	1
FCC Recycling UK Ltd					
FCC001	Allington and Lincs EFW	Yes	Existing Generating CMU	39.663	1
Mercia Waste Management Ltd					
MERC01	Mercia Waste Management Ltd	Yes	New Build Generating CMU	21.91	1
Ferrybridge MFE Limited					
FMFEL1	FM1	Yes	New Build Generating CMU	67.088	1
FirstGen Group					
Ashford Power LTD					
Ashfor	Ashford Power	No	New Build Generating CMU	19.58	-

Final Auction Results

Wednesbury Power LTD					
Wednes	Wednesbury Power	No	New Build Generating CMU	19.58	-
Flexitricity Limited					
FLEX01	FLEX01	Yes	Existing Generating CMU	7.429	1
FLEX02	FLEX02	Yes	Existing Generating CMU	4.842	1
FLEX03	FLEX03	Yes	Existing Generating CMU	4.731	1
FLEX04	FLEX04	Yes	Existing Generating CMU	5.932	1
FLEX05	FLEX05	Yes	Existing Generating CMU	3.371	1
FLEX06	FLEX06	Yes	Existing Generating CMU	9.568	1
FLEX07	FLEX07	Yes	Existing Generating CMU	3.819	1
FLEX08	FLEX08	Yes	Existing Generating CMU	4.26	1
FLEX09	FLEX09	Yes	Existing Generating CMU	3.975	1
FLEX10	FLEX10	Yes	Existing Generating CMU	2.558	1
FLEX11	FLEX11	Yes	Existing Generating CMU	2.565	1
FLEX12	FLEX12	Yes	Existing Generating CMU	2.491	1
FLEX13	FLEX13	Yes	Existing Generating CMU	2.56	1
FLEX14	FLEX14	Yes	Existing Generating CMU	2.601	1
FLEX15	FLEX15	Yes	Existing Generating CMU	7.181	1

Final Auction Results

FLEX16	FLEX16	Yes	Existing Generating CMU	7.41	1
FLEX17	FLEX17	Yes	Existing Generating CMU	13.403	1
FLEX40	FLEX40	Yes	Proven DSR CMU	3.588	1
FLEX41	FLEX41	Yes	Proven DSR CMU	4.637	1
FLEX70	Nevis	Yes	Unproven DSR CMU	35.88	1
FLEX71	Vorlich	Yes	Unproven DSR CMU	17.94	1
FLEX72	Tinto	Yes	Unproven DSR CMU	2.691	1
FLEX73	Ledi	Yes	Unproven DSR CMU	8.97	1
FLEX74	Vrackie	Yes	Unproven DSR CMU	5.382	1
FLEX75	Tolmount	Yes	Unproven DSR CMU	17.94	1
FLEX76	Conival	Yes	Unproven DSR CMU	22.425	1
FLEX77	Slioch	Yes	Unproven DSR CMU	17.94	1
FLEX78	Cranstackie	Yes	Unproven DSR CMU	4.485	1
FLEX79	Arkle	Yes	Unproven DSR CMU	3.588	1
FLEX80	Gulvain	Yes	Unproven DSR CMU	17.94	1
FLEX81	Canisp	Yes	Unproven DSR CMU	7.176	1
Fulcrum Power Ltd					
ionafp	Whatley	Yes	New Build Generating CMU	5.747	15
GDF Suez Group					
Deeside Power (UK) Limited					
DEEP-1	Deeside	No	Existing Generating CMU	464.64	-
First Hydro Company					
DINO-1	Dinorwig Unit 1	Yes	Existing Generating CMU	266.821	1
DINO-2	Dinorwig Unit 2	Yes	Existing	266.821	1

Final Auction Results

			Generating CMU		
DINO-3	Dinorwig Unit 3	Yes	Existing Generating CMU	294.088	1
DINO-4	Dinorwig Unit 4	Yes	Existing Generating CMU	266.821	1
DINO-5	Dinorwig Unit 5	Yes	Existing Generating CMU	266.821	1
DINO-6	Dinorwig Unit 6	Yes	Existing Generating CMU	266.821	1
FFES-1	Ffestiniog Unit 1	Yes	Existing Generating CMU	87.642	1
FFES-2	Ffestiniog Unit 2	Yes	Existing Generating CMU	87.642	1
FFES-3	Ffestiniog Unit 3	Yes	Existing Generating CMU	87.642	1
FFES-4	Ffestiniog Unit 4	Yes	Existing Generating CMU	87.642	1
Indian Queens Power Limited					
INDQ-1	Indian Queens	Yes	Existing Generating CMU	131.054	1
Rugeley Power Limited					
RUGE-B	Rugeley Power Station	No	Existing Generating CMU	902.171	-
Saltend Cogeneration Company Limited					
SALTND	Saltend Units 1-3	Yes	Existing Generating CMU	1080	1
GF Energy Limited					
GFEALC	Alcoaa	Yes	New Build Generating CMU	18.722	15
GFEBAR	Barton Hill	Yes	New Build Generating CMU	19.47	15
GFEDRO	Drover	Yes	New Build Generating CMU	5.616	15
GFELES	Lester Way	Yes	New Build	11.233	15

Final Auction Results

			Generating CMU		
GF Power Peaking Limited					
PPBRIT	Briton Ferry Peak CMU	Yes	New Build Generating CMU	6.552	1
PPCULH	Culham	Yes	New Build Generating CMU	5.616	15
PPFLAT	Flatworth Peak CMU	Yes	New Build Generating CMU	2.808	1
PPHIDO	Hirwaun and Dowlais Aggregated Peak CMU	Yes	Existing Generating CMU	3.295	1
PPHULL	Hull Peak CMU	Yes	New Build Generating CMU	2.808	1
PPPLYM	Plymouth Peak CMU	Yes	New Build Generating CMU	5.61	1
PPROCK	Plymouth Rock 1	Yes	New Build Generating CMU	14.041	15
PPTIRJ	Tir John Peak CMU	Yes	New Build Generating CMU	7.488	1
PPTREG	Tregaron Peak CMU	Yes	New Build Generating CMU	3.744	1
PPWILL	Willoughby Peak CMU	Yes	New Build Generating CMU	5.61	1
GFE 2015 Limited					
G15MAT	Mathern	Yes	New Build Generating CMU	19.658	15
G15PEN	Peny	Yes	New Build Generating CMU	21.024	15
G15RED	Redfield Road	Yes	New Build Generating CMU	19.546	15
GFE 2016 Limited					
G16HAV	Haverton Hill	No	New Build Generating CMU	19.658	-

Final Auction Results

G16LET	Letchworth	Yes	New Build Generating CMU	14.042	15
G16MAR	Marsh Lane	No	New Build Generating CMU	18.722	-
G16WOL	Wolverhampton	No	New Build Generating CMU	9.361	-
GFE 2017 Limited					
G17HER	Marsh Lane	Yes	New Build Generating CMU	18.722	15
G17JAM	Wolverhampton	No	New Build Generating CMU	18.722	-
G17WAT	Haverton Hill	Yes	New Build Generating CMU	18.722	15
INEOS Nitriles (UK) Ltd					
INEOS1	INEOS Nitriles (UK) Ltd	Yes	Existing Generating CMU	45.9	1
Intergen Group					
Coryton Energy Company Ltd					
IGCECL	Coryton	Yes	Existing Generating CMU	704	1
Gateway Energy Centre Limited					
IGGECL	Gateway Energy Centre	No	New Build Generating CMU	1095.6	-
Rocksavage Power Company Ltd					
IGRPCL	Rocksavage	Yes	Existing Generating CMU	730.4	1
Spalding Energy Company Ltd					
IGSECL	Spalding	Yes	Existing Generating CMU	794.64	1
Spalding Energy Expansion Limited					
IGSEEL	Spalding Energy Expansion	No	New Build Generating CMU	589.6	-

Final Auction Results

Keystone Power Limited

ionakp	Keystone Power	Yes	Existing Generating CMU	9.466	1
--------	----------------	-----	-------------------------------	-------	---

KiWi Power Ltd.

KIWI90	Capacity Market Unit- Unproven DSR KIWI90	No	Unproven DSR CMU	44.85	-
KIWI91	Capacity Market Unit- Unproven DSR KIWI91	No	Unproven DSR CMU	44.85	-
KIWI92	Capacity Market Unit- Unproven DSR KIWI92	No	Unproven DSR CMU	44.85	-
KIWI93	Capacity Market Unit- Unproven DSR KIWI93	No	Unproven DSR CMU	44.85	-

MC Squared Energy Group

Curzon Lodge Energy Limited

CURZON	Curzon Lodge Energy Limited	No	New Build Generating CMU	17.999	-
--------	--------------------------------	----	--------------------------------	--------	---

Waterswallows Energy Limited

WATERS	Waterswallows Energy Limited	No	New Build Generating CMU	13.999	-
--------	---------------------------------	----	--------------------------------	--------	---

Mission Energy Limited

OFFE01	Offenham Road	No	New Build Generating CMU	18.001	-
--------	---------------	----	--------------------------------	--------	---

MPF Operations Limited

BAGE-1	Baglan-1	Yes	Existing Generating CMU	457	1
BAGE-2	Baglan-2	Yes	Existing Generating CMU	29.955	1
SUTB-1	Sutton Bridge	Yes	Existing Generating CMU	720.72	1
SVRP10	Severn Power Unit 10	Yes	Existing Generating CMU	374	1

Final Auction Results

SVRP20	Severn Power Unit 20	Yes	Existing Generating CMU	374	1
Next Generation Data Limited					
NGD001	NGD NEWPORT	No	New Build Generating CMU	42.125	-
Npower Cogen (Hythe) Limited					
HYTHE1	CMU_HYTHE	Yes	Existing Generating CMU	43.912	1
Npower Cogen Limited					
AYLE03	CMU_AYLE-3	Yes	Existing Generating CMU	38.681	1
BDGW01	CMU_BDGW-1	Yes	Existing Generating CMU	37.779	1
SEALS1	CMU_SEALS-1	Yes	Existing Generating CMU	48.811	1
TXDE01	CMU_TXDE-1	No	Existing Generating CMU	13.131	-
Nuclear Decommissioning Authority					
NDACHP	Fellside CHP Power Station	Yes	Existing Generating CMU	93.832	1
NDAHVD	Maentwrog Hydro-electric Power Station	Yes	Existing Generating CMU	23.653	1
P3P Group					
P3P Energy Management AE Limited					
CASQ14	Woodhouse Energy Centre	Yes	Existing Generating CMU	2.9	1
P3P Energy Management Limited					
BREH14	Europa Energy Centre	Yes	Existing Generating CMU	13.202	1

Final Auction Results

Peak Gen Group					
Peak Gen Power 10 Limited					
PGP10L	Peak Gen Power 10	No	New Build Generating CMU	18.722	-
Peak Gen Power 11 Limited					
PGP11L	Peak Gen Power 11	Yes	New Build Generating CMU	18.722	15
Peak Gen Power 12 Limited					
PGP12L	Peak Gen Power 12	No	New Build Generating CMU	18.722	-
Peak Gen Power 13 Limited					
PGP13L	Peak Gen Power 13	Yes	New Build Generating CMU	18.722	15
Peak Gen Power 14 Limited					
PGP14L	Peak Gen Power 14	Yes	New Build Generating CMU	18.722	15
Peak Gen Power 15 Limited					
PGP15L	Peak Gen Power 15	No	New Build Generating CMU	18.722	-
Peak Gen Power 16 Limited					
PGP16L	Peak Gen Power 16	No	New Build Generating CMU	14.977	-
Peak Gen Power 17 Limited					
PGP17L	Peak Gen Power 17	No	New Build Generating CMU	18.722	-
Peak Gen Power 2 Limited					
PGP2LB	Peak Gen Power 2	Yes	New Build Generating CMU	18.722	3
Peak Gen Power 20 Limited					
PGP20L	Peak Gen Power 20	No	New Build Generating CMU	9.361	-
Peak Gen Power 4 Limited					
PGP4LD	Peak Gen Power 4	No	New Build Generating CMU	18.722	-
Peak Gen Power 5 Limited					
PGP5LD	Peak Gen Power 5	Yes	New Build Generating CMU	18.722	15

Final Auction Results

Peak Gen Power 6 Limited					
PGP6LD	Peak Gen Power 6	Yes	New Build Generating CMU	18.722	15
Peak Gen Power 8 Limited					
PGP8LD	Peak Gen Power 8	No	New Build Generating CMU	18.722	-
Peak Gen Power 9 Limited					
PGP9LD	Peak Gen Power 9	No	New Build Generating CMU	18.722	-
W4B (RE) Limited					
PGPW4B	Peak Gen Power W4B	Yes	New Build Generating CMU	3.744	15
Power Balancing Services Group					
Power Balancing Services (Property 1) Limited					
PBSAL1	Asher Lane Phase 1	Yes	New Build Generating CMU	4.573	14
Power Balancing Services Limited					
PBSGC1	Garnham Close Phase 1	Yes	New Build Generating CMU	7.33	14
PBSGC2	Garnham Close Phase 2	No	New Build Generating CMU	4.57	-
PBSMA1	Manners Avenue Phase 1	Yes	New Build Generating CMU	6.407	14
PBSSW1	Swadlincote Site Phase 1	No	New Build Generating CMU	1.92	-
PBSTL3	Taylor Lane Phase 3	Yes	New Build Generating CMU	6.432	14
PBSTL4	Taylor Lane Phase 4	Yes	New Build Generating CMU	7.55	14
Precision Diesel Enterprises Limited					
SELBY2	Gascoigne2	No	New Build Generating CMU	23.439	-

Final Auction Results

Prime Energy Limited

PRIM01	Brampton6MW	Yes	New Build Generating CMU	5.62	15
--------	-------------	-----	--------------------------------	------	----

Rolls-Royce Power Development Limited

BRIST1	Bristol Energy	Yes	Existing Generating CMU	42.916	1
CROYD1	Croydon Energy	Yes	Existing Generating CMU	46.961	1
DERBY1	Derby Cogen Ltd	Yes	Existing Generating CMU	51.705	1
EXETR1	Exeter Power	Yes	Existing Generating CMU	45.677	1
HEART1	Heartlands Power	Yes	Existing Generating CMU	47.804	1
HEART2	Heartlands Power	Yes	Existing Generating CMU	47.804	1
VKING1	Viking Power	Yes	Existing Generating CMU	48.549	1

RWE Generation UK plc

ABTHMC	CMU_ABTH_MAIN	Yes	Existing Generating CMU	1486.272	1
COWE01	CMU_COWE1	Yes	Existing Generating CMU	65.527	1
COWE02	CMU_COWE2	Yes	Existing Generating CMU	65.527	1
DIDC1G	CMU_DIDC1G	Yes	Existing Generating CMU	23.403	1
DIDC2G	CMU_DIDC2G	Yes	Existing Generating CMU	23.403	1
DIDC3G	CMU_DIDC3G	Yes	Existing Generating CMU	23.403	1
DIDC4G	CMU_DIDC4G	Yes	Existing Generating	23.403	1

Final Auction Results

			CMU		
DIDCB5	CMU_DIDCB5	Yes	Existing Generating CMU	704	1
DIDCB6	CMU_DIDCB6	Yes	Existing Generating CMU	660	1
GYAR01	CMU_GYAR-1	Yes	Existing Generating CMU	360.8	1
LBAR01	CMU_LBAR-1	Yes	Existing Generating CMU	683.403	1
PEMB11	CMU_PEMB-11	Yes	Refurbishing CMU	418	1
PEMB21	CMU_PEMB-21	Yes	Refurbishing CMU	418	1
PEMB31	CMU_PEMB-31	Yes	Refurbishing CMU	418	1
PEMB41	CMU_PEMB-41	Yes	Refurbishing CMU	418	1
PEMB51	CMU_PEMB-51	Yes	Refurbishing CMU	418	1
STAY01	CMU_STAY-1	Yes	Existing Generating CMU	408.32	1
STAY02	CMU_STAY-2	Yes	Existing Generating CMU	408.32	1
STAY03	CMU_STAY-3	Yes	Existing Generating CMU	408.32	1
STAY04	CMU_STAY-4	Yes	Existing Generating CMU	408.32	1

Sahaviriya Steel Industries UK Ltd

SSIERT	SSI UK ERT	No	Existing Generating CMU	11.808	-
SSISDG	SSI UK SDG	No	Existing Generating CMU	3.843	-
SSITA1	SSI UK TA1	No	Existing Generating CMU	4.491	-
SSITA2	SSI UK TA2	No	Existing Generating CMU	12.708	-
SSITA3	SSI UK TA3	Yes	Existing Generating	23.724	1

Final Auction Results

			CMU		
SSITA4	SSI UK TA4	Yes	Existing Generating CMU	24.975	1
ScottishPower Group					
ScottishPower (DCL) Limited					
SP-DC2	Damhead Creek 2	No	New Build Generating CMU	1056	-
SP-DCL	Damhead Creek	Yes	Existing Generating CMU	708.4	1
ScottishPower (SCPL) Limited					
SP-SHO	Shoreham	Yes	Existing Generating CMU	374	1
ScottishPower Generation Limited					
SP-BLA	Blackburn Mills CHP	Yes	Existing Generating CMU	52.8	1
SP-CRU	Cruachan	Yes	Existing Generating CMU	428.472	1
SP-GLE	Glenlee Hydro	Yes	Existing Generating CMU	20.066	1
SP-KEN	Kendoon Hydro	Yes	Existing Generating CMU	20.066	1
SP-RYH	Rye House	Yes	Existing Generating CMU	629.2	1
SP-TON	Tongland Hydro	Yes	Existing Generating CMU	27.59	1
SDCL EE Co (UK) LLP					
BACITI	BARTS AND CITI	No	New Build Generating CMU	3.78	-
Seabank Power Limited					
SEA1&2	Seabank 1 and 2	Yes	Existing Generating CMU	1107.04	1
Sembcorp Utilities (UK) Limited					

Final Auction Results

S18G01	Sembcorp Wilton GT1	Yes	Existing Generating CMU	37.8	1
S18G02	Sembcorp Wilton GT2	Yes	Existing Generating CMU	38.25	1
S18S11	Sembcorp Wilton ST11	Yes	Existing Generating CMU	19.828	1
Snowdonia Pumped Hydro Limited					
SPHGR1	GR1	No	New Build Generating CMU	48.59	-
South Hook CHP Limited					
SHCHP1	South Hook CHP (SHCHP1)	No	New Build Generating CMU	450	-
SSE Group					
SSE Energy Supply Ltd.					
CHIPN1	Chippenham	Yes	Existing Generating CMU	9.454	1
MRWD-1	Marchwood	Yes	Existing Generating CMU	809.6	1
SSE Generation Ltd.					
ABND-1	Abernedd	No	New Build Generating CMU	440	-
BURGH1	Burghfield	Yes	Existing Generating CMU	44.034	1
CBEU01	Deanie 1	Yes	Existing Generating CMU	15.886	1
CBEU02	Deanie 2	Yes	Existing Generating CMU	15.886	1
CHICK1	Chickerell	Yes	Existing Generating CMU	44.031	1
CLAC-1	Clachan 1	Yes	Existing Generating CMU	33.444	1
CLUNIE	Clunie	Yes	Existing Generating	51.169	1

Final Auction Results

			CMU		
ERRO-1	Errochty 1	Yes	Existing Generating CMU	20.903	1
ERRO-2	Errochty 2	Yes	Existing Generating CMU	20.903	1
ERRO-3	Errochty 3	Yes	Existing Generating CMU	20.903	1
FASN-1	Fasnakyle 1	Yes	Existing Generating CMU	19.23	1
FASN-2	Fasnakyle 2	Yes	Existing Generating CMU	19.23	1
FASN-3	Fasnakyle 3	Yes	Existing Generating CMU	19.23	1
FERR-4	Ferrybridge 4	No	Existing Generating CMU	429.436	-
FERRY3	Ferrybridge 3+	No	Existing Generating CMU	461.263	-
FIDL-1	Fiddler's Ferry 1	No	Existing Generating CMU	425.054	-
FIDL-2	Fiddler's Ferry 2+5	Yes	Existing Generating CMU	442.714	1
FIDL-3	Fiddler's Ferry 3+8	Yes	Existing Generating CMU	442.714	1
FIDL-4	Fiddler's Ferry 4	Yes	Existing Generating CMU	443.458	1
FOAKS1	Five Oaks	Yes	Existing Generating CMU	8.612	1
FOYE-1	Foyers 1	Yes	Existing Generating CMU	146.07	1
FOYE-2	Foyers 2	Yes	Existing Generating CMU	146.07	1
GLENMS	Glenmoriston	Yes	Existing Generating CMU	33.202	1
INAW-1	Inverawe	Yes	Existing Generating CMU	20.902	1

Final Auction Results

KEAD-1	Keadby	Yes	Existing Generating CMU	672.32	1
KEAD-3	Keadby 3	Yes	Existing Generating CMU	22.345	1
LCHART	Luichart	Yes	Existing Generating CMU	28.427	1
LOCHAY	Lochay	Yes	Existing Generating CMU	39.297	1
MEDP-1	Medway	Yes	Existing Generating CMU	616	1
PEHE-1	Peterhead	No	Existing Generating CMU	1040.318	-
RANN-1	Rannoch 1	Yes	Existing Generating CMU	13.377	1
RANN-2	Rannoch 2	Yes	Existing Generating CMU	13.377	1
RANN-3	Rannoch 3	Yes	Existing Generating CMU	13.377	1
SLOY-1	Sloy 1	Yes	Existing Generating CMU	33.444	1
SLOY-2	Sloy 2	Yes	Existing Generating CMU	33.444	1
SLOY-3	Sloy 3	Yes	Existing Generating CMU	33.444	1
SLOY-4	Sloy 4	Yes	Existing Generating CMU	27.173	1
THATM1	Thatcham	Yes	Existing Generating CMU	8.031	1
TUMB-1	Tummel 1	Yes	Existing Generating CMU	14.213	1
TUMB-2	Tummel 2	Yes	Existing Generating CMU	14.213	1
Statkraft Markets GmbH					
RHEIG2	Rheidol Hydro	Yes	Existing	17.933	1

Final Auction Results

	Electric Power Plant Generator 2		Generating CMU		
RHEIG3	Rheidol Hydro Electric Power Plant Generator 3	Yes	Existing Generating CMU	18.18	1
Thorpe Marsh Power Limited					
THORMA	Thorpe Marsh CCGT A	No	New Build Generating CMU	528	-
THORMB	Thorpe Marsh CCGT B	No	New Build Generating CMU	528	-
UK Power Reserve Group					
UK Capacity Reserve Ltd					
UKCR01	Gunners Power Station	No	New Build Generating CMU	18.722	-
UKCR04	Faraday Power Station	No	New Build Generating CMU	18.722	-
UKCR05	Phoenix Power Station	Yes	New Build Generating CMU	18.722	15
UKCR10	Tonypandy Power Station	Yes	New Build Generating CMU	16.85	15
UKCR12	Transton Power Station	Yes	New Build Generating CMU	5.617	15
UKCR13	Nottage Power Station	Yes	New Build Generating CMU	7.489	15
UKCR15	Cynon Power Station	Yes	New Build Generating CMU	5.617	15
UKCR17	Ellesmere Wood Power Station	No	New Build Generating CMU	7.489	-
UKCR21	Chelmsford Power Station	Yes	New Build Generating CMU	18.722	15
UKCR23	Waddon Power Station	No	New Build Generating CMU	18.722	-
UKCR24	Canterbury East Power Station	Yes	New Build Generating CMU	7.489	15
UKCR25	Southam Power	No	New Build	18.722	-

Final Auction Results

Station			Generating CMU		
UKCR28	Immingham Kings Power Station	Yes	New Build Generating CMU	22.466	15
UKCR29	Immingham Queens Power Station	Yes	New Build Generating CMU	22.466	15
UKCR30	Dudley Power Station	No	New Build Generating CMU	7.489	-
UKCR33	Docks Way Power Station	No	New Build Generating CMU	18.722	-
UKCR35	Gloucester Canal Power Station	Yes	New Build Generating CMU	18.722	15
UKCR36	Frimley Power Station	No	New Build Generating CMU	18.722	-
UKCR39	Ashton Clinton Power Station	No	New Build Generating CMU	18.722	-
UKCR45	Moorgate Power Station	No	New Build Generating CMU	7.489	-
UKCR47	Dunstable Power Station	Yes	New Build Generating CMU	18.722	15
UKCR48	Mersey South East Power Station	Yes	New Build Generating CMU	18.722	15
UKCR49	Mersey North East Power Station	No	New Build Generating CMU	18.722	-
UKCR50	Mersey South West Power Station	Yes	New Build Generating CMU	18.722	15
UKCR51	Mersey North West Power Station	No	New Build Generating CMU	18.722	-
UKCR52	Queenborough Power Station	No	New Build Generating CMU	18.722	-
UKCR53	Sheerness Power Station	Yes	New Build Generating CMU	16.85	15
UKCR55	Leeside Power Station	Yes	New Build Generating CMU	18.722	15
UKCR57	Coronation Power Station	Yes	New Build Generating	18.722	15

Final Auction Results

			CMU		
UKCR58	Alexandra Power Station	Yes	New Build Generating CMU	7.488	15
UKCR64	Oldham Power Station	Yes	New Build Generating CMU	18.722	15
UKCR66	Hennef Way Power Station	No	New Build Generating CMU	18.722	-
UKCR72	Bracknell Power Station	Yes	New Build Generating CMU	18.722	15
UKCR74	Frog Island Power Station	No	New Build Generating CMU	18.722	-
UKCR79	Neath Port Power Station	Yes	New Build Generating CMU	18.722	15
UKCR82	Dunkinfield Power Station	Yes	New Build Generating CMU	18.722	15
UKCR83	Hazel Grove Power Station	No	New Build Generating CMU	18.722	-
UKCR84	Long Barrow Power Station	Yes	New Build Generating CMU	4.306	15
UKCR87	Uxbridge Power Station	No	New Build Generating CMU	18.722	-
UKCR93	Pemberton Power Station	No	New Build Generating CMU	18.722	-
UK Power Reserve Limited					
UKPR01	Aberdare Power Station	Yes	Refurbishing ³ CMU	9.361	1
UKPR02	Bridgwater Power Station	Yes	Refurbishing ³ CMU	9.361	1
UKPR03	Sevington Power Station	Yes	Refurbishing ³ CMU	9.361	1
UKPR04	Solutia Power Station	Yes	Refurbishing ³ CMU	9.361	1
UKPR05	South Cornelly Power Station	Yes	Refurbishing ³ CMU	9.202	1
UKPR06	Styal Road Power Station	Yes	Refurbishing ³ CMU	9.211	1
UKPR07	Humber Power Station	Yes	Refurbishing ³ CMU	3.575	1

Final Auction Results

UKPR08	Cantelo Power Station	Yes	Refurbishing ³ CMU	8.63	1
UKPR09	Watson Street Power Station	Yes	Refurbishing ³ CMU	8.603	1
UKPR10	Cowley Hill Power Station	Yes	Refurbishing ³ CMU	8.127	1
UKPR11	Greengate Power Station	Yes	Refurbishing ³ CMU	7.02	1
UKPR12	Asfordby 1 Power Station	No	Refurbishing CMU	23.4	-
UKPR13	Asfordby 2 Power Station	No	Refurbishing CMU	23.4	-
UKPR14	Monckton Road Power Station	No	Refurbishing CMU	18.72	-
UKPR15	Trumfleet Power Station	No	Refurbishing CMU	18.72	-

VEOLIA Group

VEOLIA1

HAMP01	Hampshire ERFs	Yes	Existing Generating CMU	29.105	1
NEWH01	Newhaven ERF	Yes	Existing Generating CMU	13.408	1
SHRO01	Shropshire ERF and standby gen	Yes	New Build Generating CMU	8.143	15
STAF01	Staffordshire ERF & Standby gen	Yes	Existing Generating CMU	26.109	1
TYSE01	Tyseley ERF	Yes	Existing Generating CMU	25.193	1

VEOLIA2

DCPS01	DCPS01	Yes	Existing Generating CMU	3.15	1
--------	--------	-----	-------------------------	------	---

Vignis Ltd

VIGNSA	Vignis A	Yes	New Build Generating CMU	3.931	15
--------	----------	-----	--------------------------	-------	----

Viridor Waste Management Limited

VWMard	Ardley EfW	Yes	New Build Generating	22.786	15
--------	------------	-----	----------------------	--------	----

Final Auction Results

			CMU		
VWMcar	Cardiff EfW	Yes	New Build Generating CMU	27.545	1
VWMexe	Exeter EfW	Yes	New Build Generating CMU	4.132	1
VPI Immingham LLP					
ICHP01	Immingham CHP	Yes	Existing Generating CMU	1188	1
Wainstones Energy Limited					
TRAFFA	Trafford Power Station Generating Units G1 and G2	Yes	New Build Generating CMU	1104.1	15
TRAFFB	Trafford Power Station Generating Unit G3	Yes	New Build Generating CMU	552.05	15
Welsh Power Group Limited					
CADO01	Cadoxton Power	No	New Build Generating CMU	14.977	-
CYNO01	Cynon Power	Yes	New Build Generating CMU	14.977	15
HARB01	Harbourne Power	No	New Build Generating CMU	14.977	-
LARI01	Larigan Power	No	New Build Generating CMU	14.977	-
TILL01	Tillingham Power	No	New Build Generating CMU	14.977	-
Winnington CHP Limited					
WINCHP	WINCHP	Yes	Refurbishing CMU	71.244	1